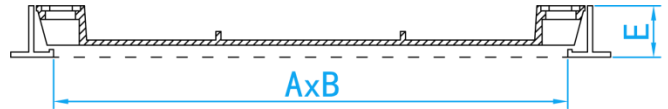


DUCTILE IRON LIGHT DUTY RECESSED INSPECTION COVER & FRAME

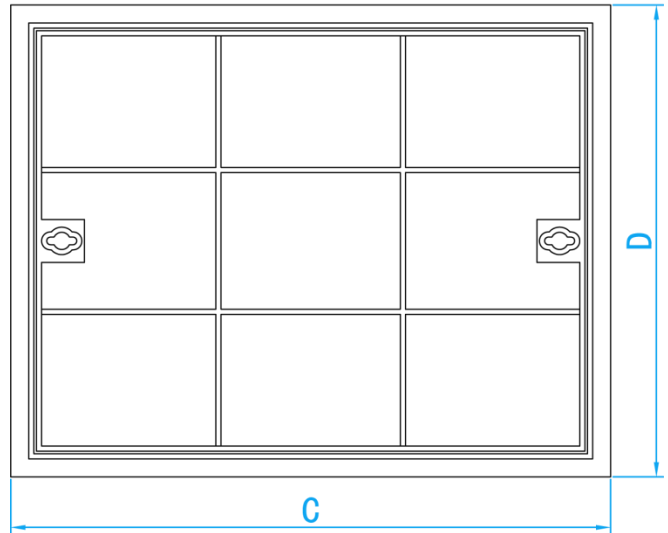



COMPLY WITH SS EN 124-2:2021
SS 30:1999 [2012]


Type of Weight (Symbol)	SS 30	Design Load	Place of Installation	SS EN 124-2	Design Load
	C	30KN	In precincts which are inaccessible to motor vehicles	A15	30KN



SECTION VIEW



TOP VIEW



INSTALLATION EFFECT

DIMENSIONS

SKU	MATERIAL	INTERNAL OPENING AxB (mm)	EXTERNAL CxD (mm)	HEIGHT E (mm)	Remarks/ Optional
DIRICC	DUCTILE IRON	600 x 450	700 x550	60	Recessed