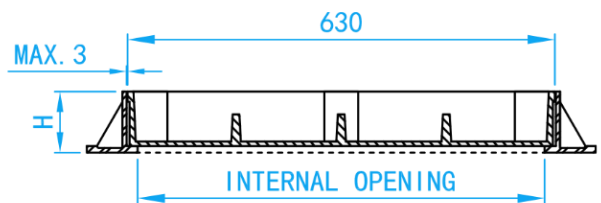


DUCTILE IRON MEDIUM DUTY RECESSED MANHOLE COVER & FRAME

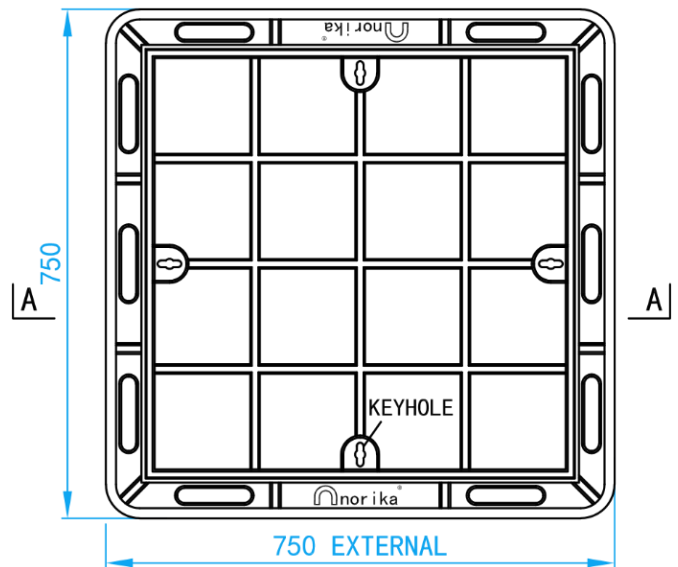



COMPLY WITH SS EN 124-2:2021
SS 30:1999 (2012)

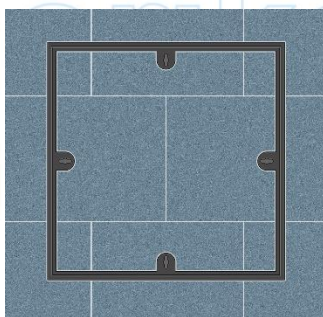
Type of Weight (Symbol)	SS 30	Design Load	Place of Installation	SS EN 124-2	Design Load
	A2	230KN	In carriageways not exceeding 0.5m away from kerb side channels of all roads and in carriageways of minor residential roads.	C250	250KN



SECTION A-A



TOP VIEW



INSTALLATION EFFECT

DIMENSIONS

SKU	MATERIAL	INTERNAL OPENING (mm)	EXTERNAL (mm)	H (mm)	Remarks/ Optional
DIMDRMCA2	Ductile Iron	600X600	750 X 750	90	Medium Duty