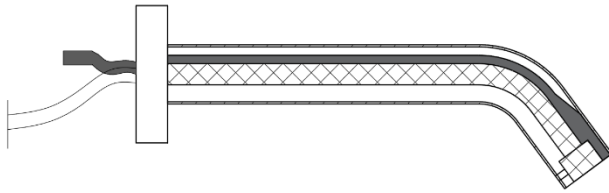
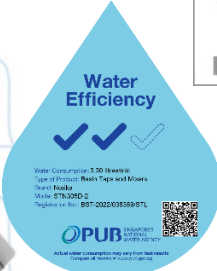
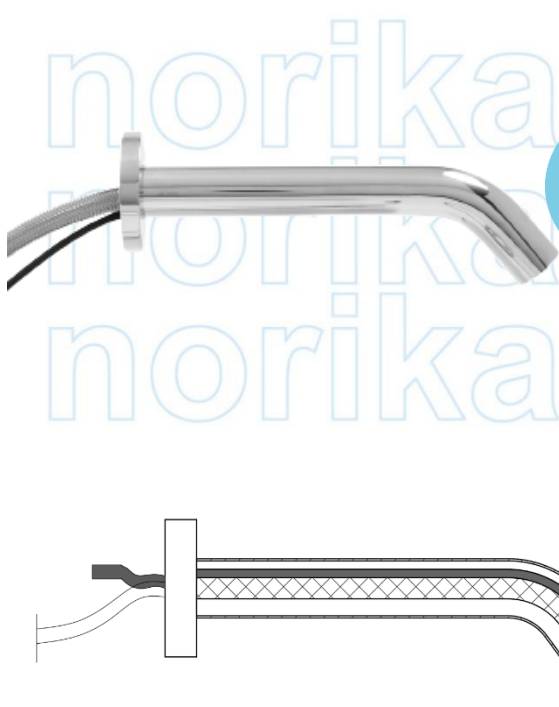

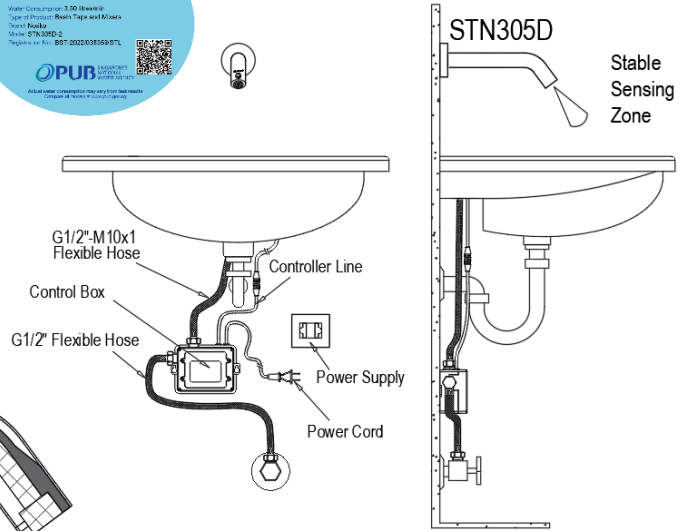


WALL MOUNTED SENSOR TAP

COMPLY WITH BS EN 200:2008



SECTION VIEW



INSTALLATION & SENSING DISTANCE

CHARACTERISTIC

- Suitable for public, commercial and institutional washrooms.
- Touch-free operation through infra-red sensor.
- Saves water through built-in volume control and jet regulator,
- Adjustable temperature and flow time.
- Corrosion-resistant material.
- Easy installation and maintenance.

COMPONENT PARTS

ITEM	PARTS	MATERIAL
1.	Countersunk Screw	AISI304
2.	Solenoid	Brass
3.	Battery Compartment	Silicon Steel
4.	Water Outlet Pipe	Brass
5.	Flow Regulator	ABS
6.	Sensor Eye	PC
7.	Body	Brass

STANDARD SPECIFICATIONS

SKU	APPLICABLE WATER PRESSURE	ENVIRONMENTAL TEMPERATURE	SENSOR DISTANCE	WATER SUPPLYING CALIBER	POWER SUPPLY	WEIGHT (kg)	PCS/CTN
STN305D	0.05~0.8MPa	1~55°C	15 cm	1/2" BSP	DC 6V 4xAA Size Alkaline Batteries [Estimated 6 months lifespan]	1.500	10