

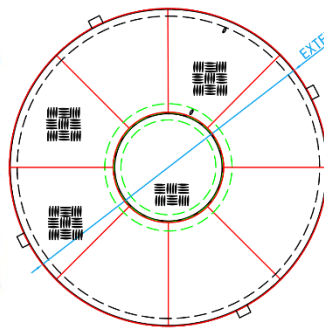


# HEAVY DUTY REVERSIBLE GREASE TRAP FRAME & COVER 1800 (40 TON)

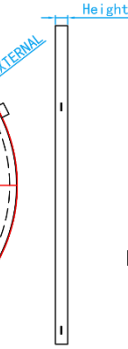
COMPLY WITH GENERAL REQUIREMENTS OF PUB/WRN/STD/040B



RCGTC1800MSHD40AF

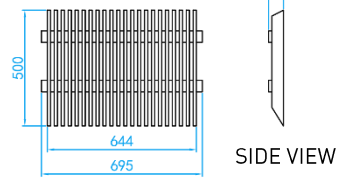


TOP VIEW



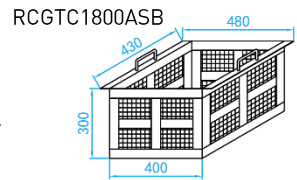
SIDE VIEW

RCGTC1050ASG



TOP VIEW

SIDE VIEW




RCGTC1800ASB

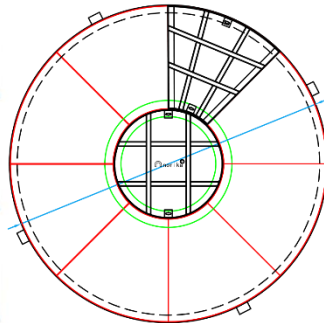
3-D VIEW

3-D VIEW

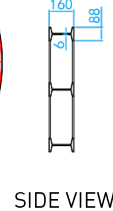
## RECESSED MOSAIC TILING SIDE



RCGTC1800MSHD40AF

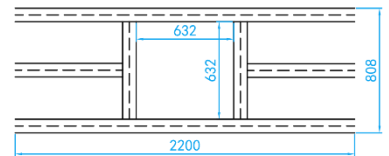


TOP VIEW



SIDE VIEW

RCGTC1800MSR40 I BEAM



TOP VIEW

\* Available for only mild steel material

### COMPONENT ITEMS FOR FULL SET

NO	STOCK CODE
1	RCGTC1800MSHD40AF
2	RCGTC150ASG
3	RCGTC1800ASB
4	RCGTCMSR40 I BEAM

### DIMENSIONS

SKU	MATERIAL	EXTERNAL[mm]	HEIGHT [mm]	WEIGHT [kg]
RCGTC1800MSHD40	Mild-Steel	Ø2060	80	720