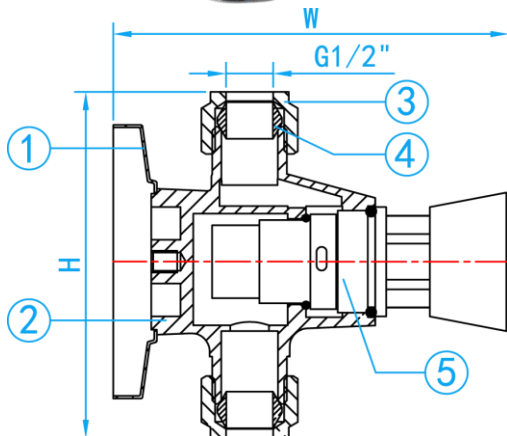


PRESSMATIC SELF CLOSING EXPOSED SHOWER TAP

COMPLY WITH BS EN 200:2008
AS/NZS:4020:2005
SS 448 PART 3:1998
BS EN 248:2002
SS375:2015



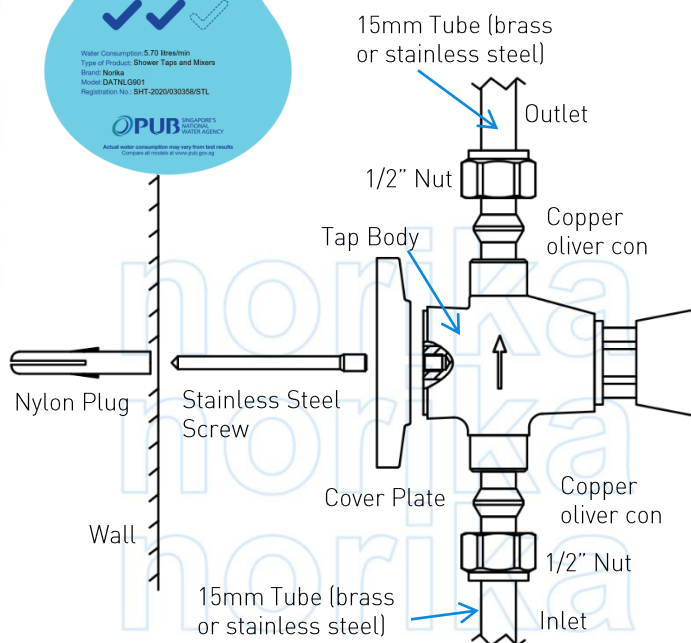
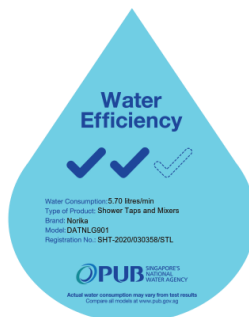
SIDE CROSS SECTIONAL VIEW

COMPONENT PARTS

ITEM	PARTS	MATERIAL
1	Cover	AISI304
2	Body	Brass
3	Nut	Brass
4	Ring	Copper
5	Piston	PPS/ Brass/ EPDM/ NBR

STANDARD SPECIFICATIONS

SKU	WATER CONSUMPTION	DELAY TIME	DIMENSION [mm]	WEIGHT (kg)	PCS/CTN
DATNLG901	5.6 L/ Min	13s ≤ t ≤ 15s	93 [H] x 110 [W]	0.425	30



INSTALLATION ASSEMBLY

CHARACTERISTIC

- Push-button tap with delayed shut-off action.
- Anti-liming, self-cleaning mechanism.
- Vandal-proof flow-control.

STANDARD SPECIFICATIONS

Nominal pressure	1.0 MPa
Working Medium	Water
Working Temperature	0 °C~90 °C