


# REVERSIBLE SCREEN CHAMBER FRAME & COVER

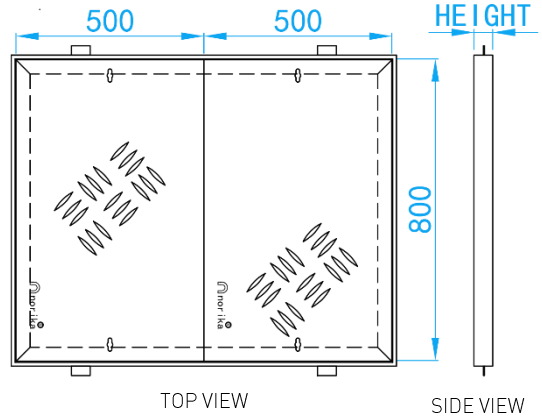


## CHEQUERED SIDE

SKU: RCGTCSC, RCGTCSCMS, RCGTCSCMSHD40



\* Available for aluminium and mild steel material

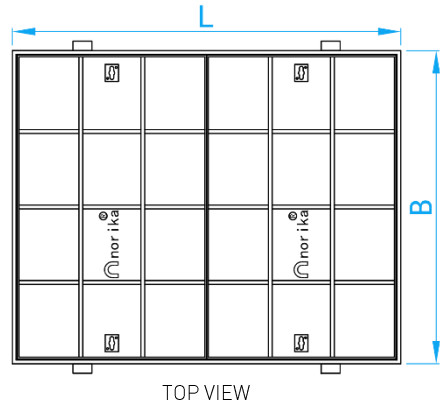


## RECESSED MOSAIC TILING SIDE


SKU: RCGTCSCMS, RCGTCSCMSHD40



\* Available for only mild steel material



INSTALLATION EFFECT



### DIMENSIONS

SKU	MATERIAL	EXTERNAL[mm] L x B	HEIGHT [mm]	WEIGHT [kg]
RCGTCSC	Aluminium	1020x820	53	20
RCGTCSCMS	Mild-Steel	1014x812	50	37
RCGTCSCMSHD40	Mild-Steel	1026x825	85	130