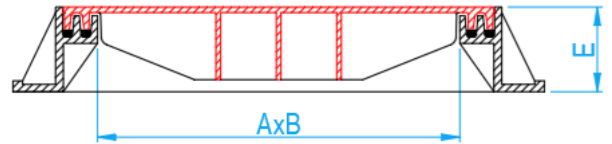



DUCTILE IRON HEAVY DUTY AIR TIGHT MANHOLE & FRAME

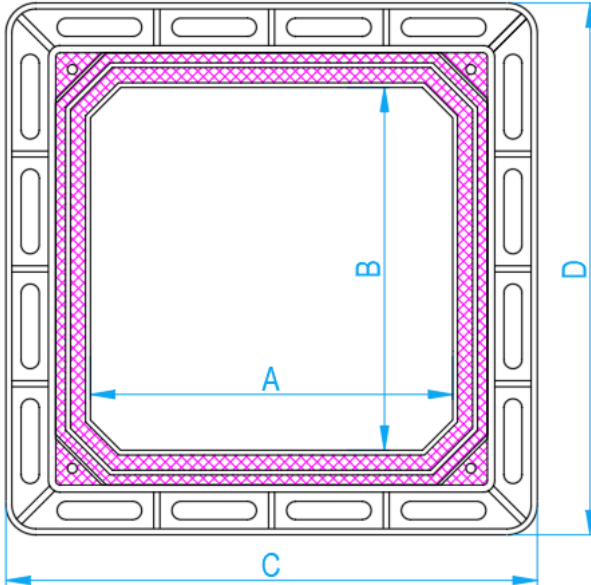


COMPLY WITH SS EN 124-2:2021
SS 30:1999 [2012]
BS 9124:2008

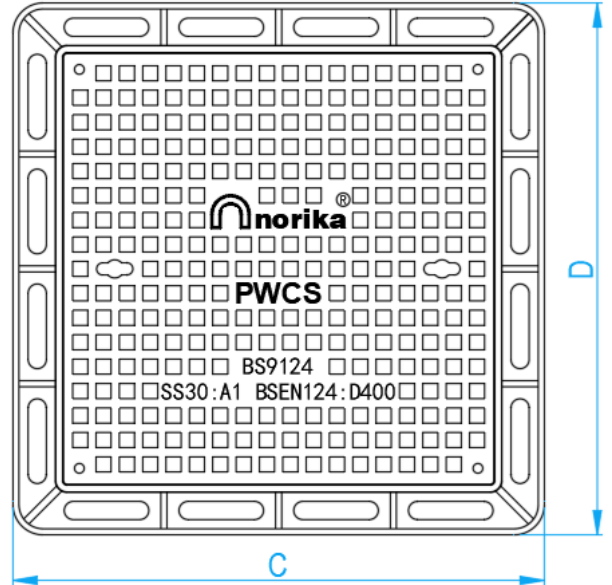
Type of Weight (Symbol)	SS 30	Design Load	Place of Installation	SS EN 124-2	Design Load
	A1	400KN	In carriageways of expressways, arterial, industrial roads and parking areas for all types of road vehicles.	D400	400KN



CROSS SECTION VIEW



FRAME TOP VIEW



TOP VIEW

DIMENSIONS

SKU	GRADE	MATERIAL	INTERNAL OPENING (mm)	EXTERNAL CxD (mm)	HEIGHT E (mm)	Remarks / Optional
DIMCATD400-0600	A1	Ductile Iron	600x600	890x890	140	Air / Water Tight