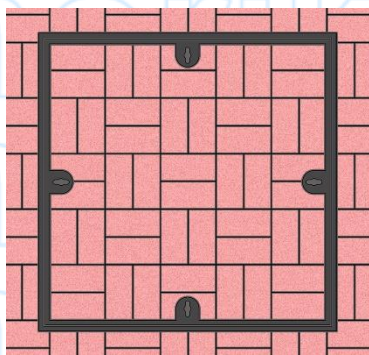


DUCTILE IRON HEAVY DUTY RECESSED MANHOLE COVER & FRAME

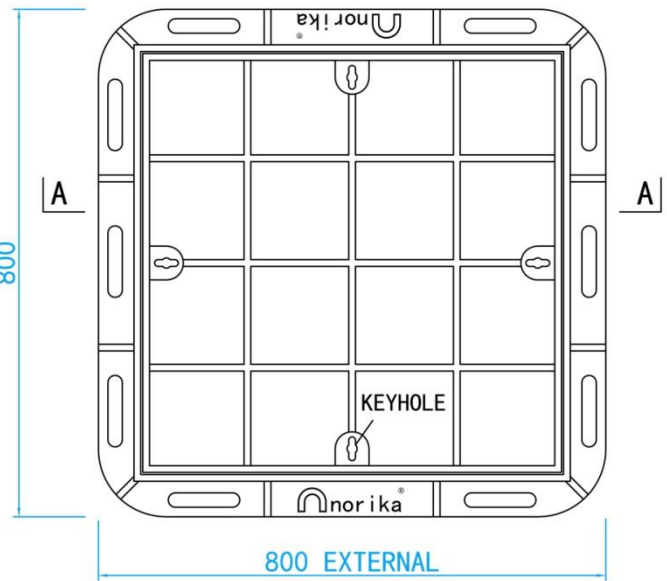
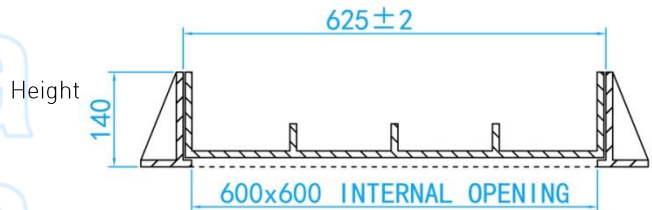


COMPLY WITH SS EN 124-2:2021
SS 30:1999 (2012)

Type of Weight (Symbol)	SS 30	Design Load	Place of Installation	SS EN 124-2	Design Load
	A2	230KN	In carriageways not exceeding 0.5m away from kerb side channels of all roads and in carriageways of minor residential roads.	C250	250KN
	A1	400KN	In carriageways of expressways, arterial, industrial roads and parking areas for all types of road vehicles.	D400	400KN



INSTALLATION EFFECT



TOP VIEW

DIMENSIONS

SKU	MATERIAL	INTERNAL OPENING (mm)	EXTERNAL (mm)	HEIGHT (mm)	Remarks/ Optional
DIHDRMC	Ductile Iron	600 X 600	800 X 800	140	Heavy Duty (A2 GRADE)
DIHDRMC-D400	Ductile Iron	600 X 600	800 X 800	140	Heavy Duty (A1 GRADE)